



'Choices' Aluminium Doors





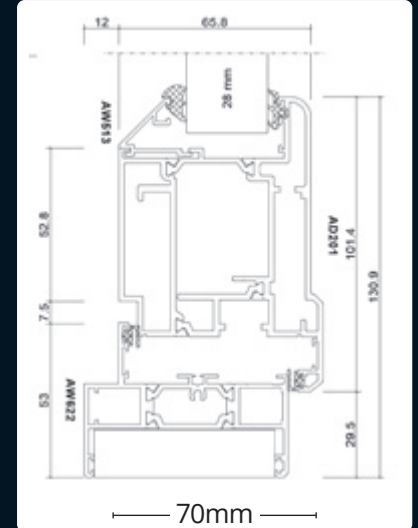
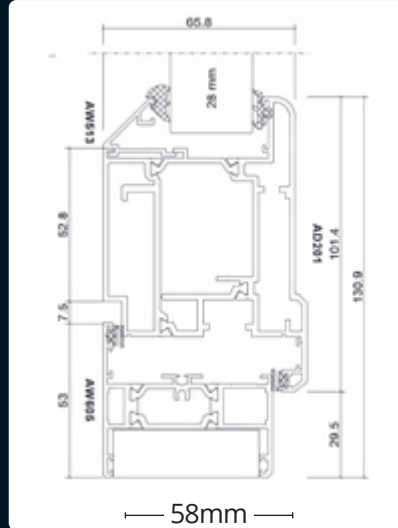
'Choices' Aluminium Doors

Available in a wide range of formats, our stylish aluminium entrance door system is suitable for both light and medium-duty use.

The standard 'Choices' aluminium door the Optio '58BD Entrance'

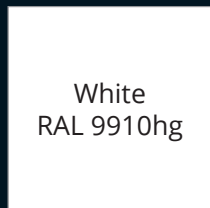
Design Features

- ✓ Single or Double doors
- ✓ Open in or out
- ✓ Multipoint locking mechanism
- ✓ Designed to incorporate standard and high security hardware using the same prep detail
- ✓ Cloaking feature conceals lock and prevents any access to locking points
- ✓ Glazing 28mm
- ✓ Low threshold for Part M available
- ✓ 'U' value 1.7Wm²K



Colour Range

'Open Out' is fast delivery



Anthracite Grey/White 'Open In' is extended lead time

Upgrades/Options

- ✓ Glazing to 36mm
- ✓ 58mm or 70mm frame depth to accommodate varying types of application
- ✓ Low threshold option for Part M
- ✓ A range of single or dual colour
- ✓ PAS 24 / Doc Q



Commercial Doors

Design Features:

- ✓ Anti-finger trap styles
- ✓ Unique security and safety features
- ✓ DDA compliant overhead closer option
- ✓ Single or Double doors
- ✓ Swing, open in or open out options
- ✓ Single or dual colours
- ✓ High security mechanical deadlock
- ✓ Electronic and manual access systems
- ✓ Thermally broken or non thermally broken options
- ✓ PAS 24 option



T. 01332 204411
 E. sales@dgswindows.co.uk
 W. www.derby-doubleglazing.co.uk

