

Inotherm

Inotherm aluminium doors are the crème de la crème of entrances and one of the most sought-after range of doors in Europe.

EXCLUSIV Aluminium Entrance Doors

1 Above-standard profile thicknesses

Depending on the entrance door program you select, the thickness of the infill may be 54mm, 85mm and 105mm. Due to their above-standard thickness, all entrance doors provide you with outstanding thermal insulation and high energy savings.

2 Anti-bending expansion layer

For better statics, an expansion layer is added to all entrance doors, which prevents the bending or deformation of the entrance door and maintains the stability of the door even with large temperature swings.

3 Triple Glazing

All entrance doors feature glazing with three 6mm thick glass panes, which additionally insulate and enhance the safety of your home.

4 Additional seals

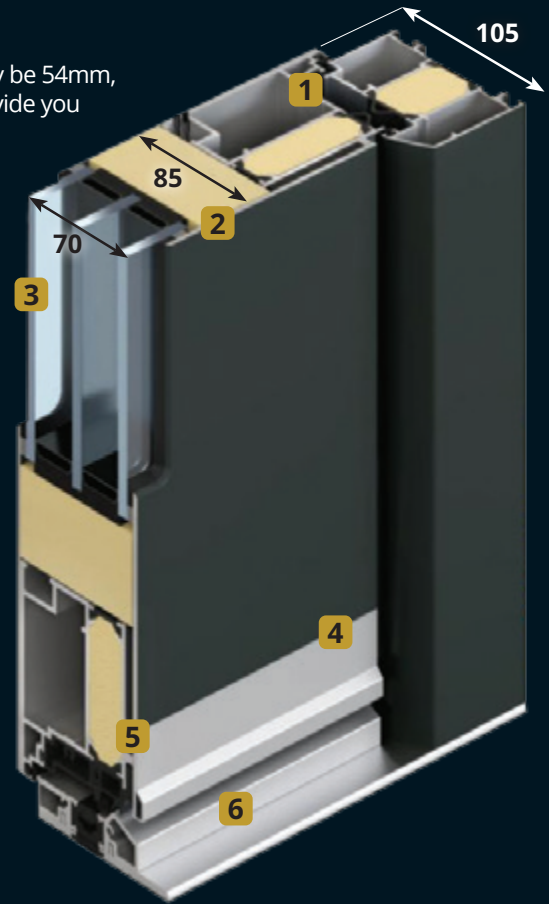
Our doors are sealed with three round liquid seals with vulcanised corner joints for better thermal insulation.

5 Thermal bridge interruption

A special heat barrier in the gap between the panel and the frame prevents heat from escaping and reduces your heating costs.

6 Aluminium threshold

A robust aluminium threshold with a thermal break reduces the energy flow in the lower part of the door and allows for the invisible mounting of the door frame.




Inotherm Features:

- ✓ "Design Your Own Door" feature available
- ✓ Single doors up to 1260mm wide x 2700mm high
- ✓ Schuco patented profile
- ✓ 0.7W/m²k - 0.9W/m²k 'U' value range
- ✓ 0.5W/m²k when in combination with motif and ornamental glass
- ✓ 3mm thick aluminium exterior and interior skins
- ✓ Triple glazed as standard
- ✓ 5/6 point locking as standard
- ✓ Modern and Traditional styles

Optional Extras



Finger print recognition



Electronic Peep-hole



InoSmart Security System

Retina recognition




Coming Soon

Inotherm


Choose from over 200 ultra modern or traditional designs




AE 1046



AAE 1712




AGE 1030



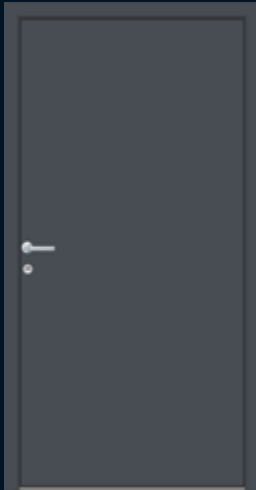
AGE 1130



AGE 1527



AGE 1654



AK 402



ASS 1700




ATE 1451



AEE 1283

A wide range in excess of 80 Colours and Finishes

From Standard to Matt, Metallic, Wood and Patterned




- Traffic White Matt
- Anthracite Grey Matt
- Aluminium Grey Fine Structure
- Dark Brown Fine Structure
- Anthracite Grey Fine Structure
- Eisenglimmer Fine Structure
- Grey Sprengel Fine Structure
- Split Oak light
- Split Oak Dark
- Walnut
- Golden Oak
- Golden Oak Deeper Grain
- Mountain Pine
- Rust

Hinge Colours

Gold, Black and Silver

Threshold Colours

Anodised Black, Silver and Anodised Gold



T. 01332 204411

E. sales@dgswindows.co.uk

W. www.derby-doubleglazing.co.uk

The *Choices* brand
Windows and Doors